

Merton Priory Team Messy Church

We would normally be meeting for our Messy Church Easter Celebration on Saturday 11 April but of course we won't be.

Here is an idea.

Attached are some craft ideas for drawing and making. If you can make something or draw or colour something please send me a photo of it (revalisonjudge@gmail.com) I will be recording a Messy Easter Celebration to go live on Merton Priory Websites for Saturday 11 April.

www.stjohnsw19.org.uk

www.christchurchsw19.org.uk

www.ht-sw.org.uk

I will show any art work I receive on the video. So please send them as soon as possible.

There is also a picture of a butterfly to colour in or you can draw a butterfly. This is for our prayers during the celebration. Please draw a butterfly and write on the back your prayers and send them to me and we will pray them all together in the video.

If you have any other ideas please let me know and we can share them too.

Here are some things you might like to try:

Butterfly template (below) to colour in (don't forget your prayer on the back)

Decorated eggs Have you got any eggs (good question), crayons and food colouring? - Decorate eggs in different patterns with crayons. Dip the eggs into a pot of food colouring and vinegar, and leave it for three to four minutes until coloured. Remove eggs and place it in egg carton to dry.

A Messy Church **Bookmark** to colour. (below)


Can you make or draw an **Easter Garden** – below are a few to help you with ideas.


Who does Jesus love? Find a mirror and look into it, the person you see is the person Jesus loves.

Write on a card Jesus loves....(*your name...*)

Now the only thing that's missing will be Ann's lovely cheese, ham or jam sandwiches and the chance to hold hands for the Messy Grace :-{


I very much look forward to hearing from you and seeing your lovely work.





<http://messychurch.nz>

How to Make an
Easter Garden



Posed Perfection

easter sunday



www.howtohomeschoolmychild.com

